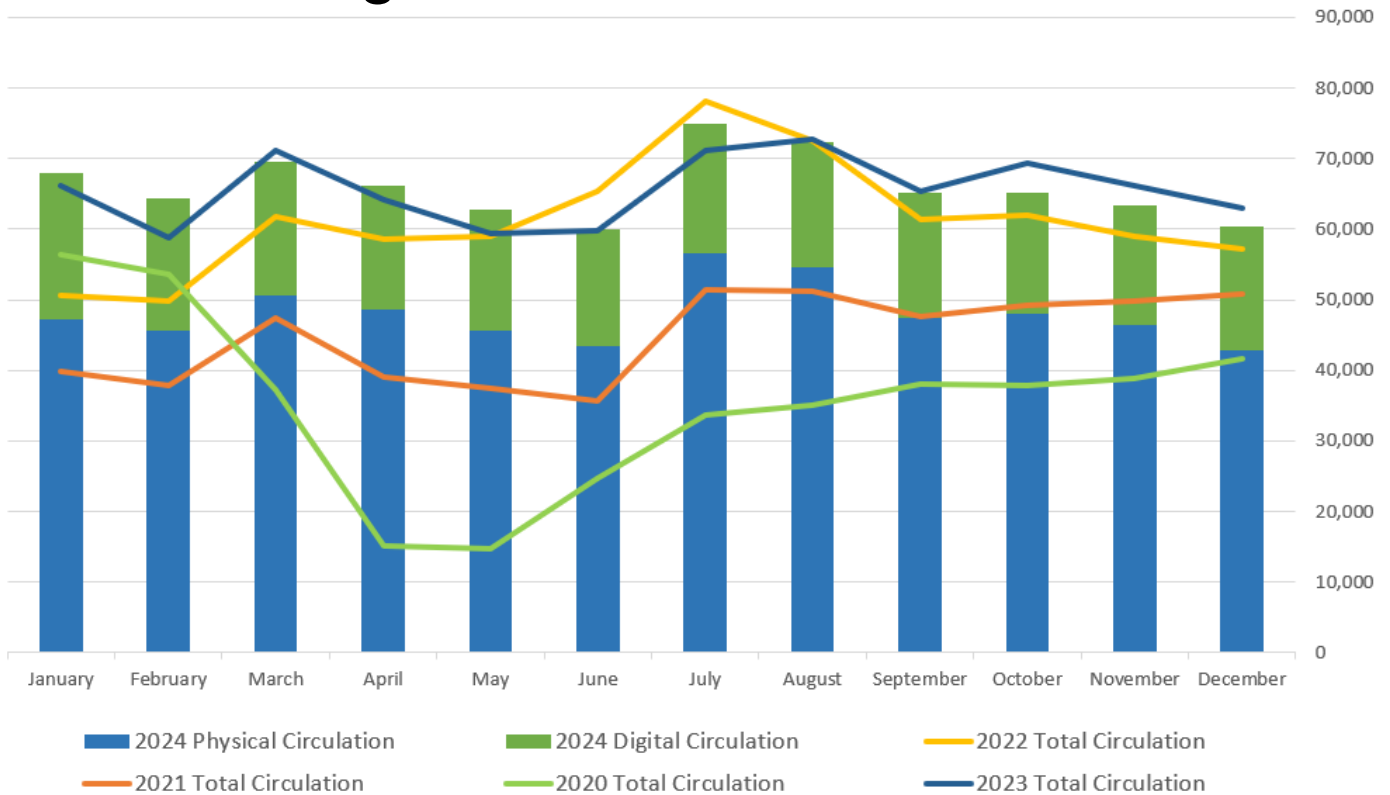




Material Usage



577,282 Physical Items were checked out 2024. This is a 2.8% decrease from 2023.

792,364 Physical and Digital Items were checked out in 2024. This is a 0.67% increase from 2023.

PCIN IntraLibrary Loan

2024 Item Location	npat	npli	npmo	pel	sma	str	wpl	Total
npat	3,995	43	34	193	187	470	120	5,042
npli	91	88,232	49	1,718	2,732	6,454	1,549	100,825
npmo	4	62	5,376	235	273	647	169	6,766
pel	184	1,684	129	35,543	1,240	2,591	690	42,061
sma	262	2,960	250	1,572	52,401	5,552	1,388	64,385
str	796	10,151	856	4,892	12,044	245,797	4,056	278,592
wpl	246	3,779	299	2,193	3,149	25,807	38,289	73,762
Total	5,578	106,911	6,993	46,346	72,026	287,318	46,261	571,433

101,800 items have been shared across PCIN in 2024. With an average item price being \$26, this means PCIN libraries turned over a value of **\$2,646,800**.

Borrowers

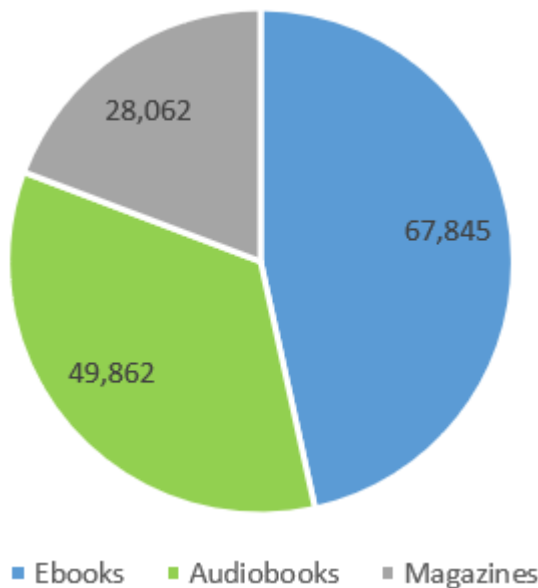
3,209 new card holders 2024
16,234 active card holders (used in 2 years)
2,829 used their cards for digital uses only in December.
3,615 used their card in December to borrow physical materials
43% of active card holders used their card in December

Physical Collection

135,954 titles owned by PCIN libraries
189,422 copies owned by PCIN libraries
11% of the collections checked out in December.
17,838 new items added to PCIN collections in 2024

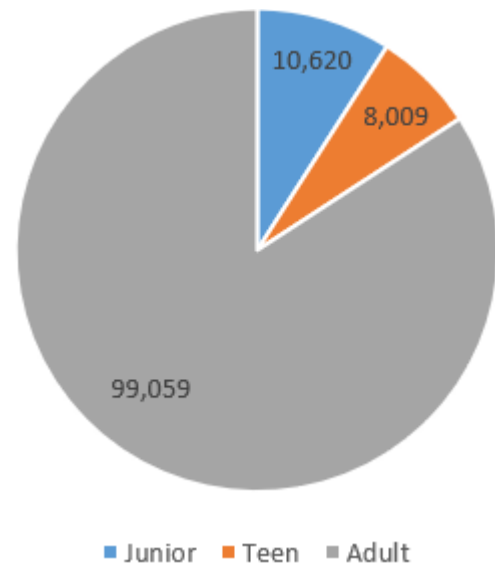
downloadLibrary

Checkouts by format
 Total digital checkouts in 2024: **215,082**



12% increase in digital circulation across PCIN compared to 2023.

Checkouts by title audience
 "Title audience" is a category assigned to titles by Overdrive.



35,336 unique borrowers used downloadLibrary in 2024, borrowing on average, 16 items each.