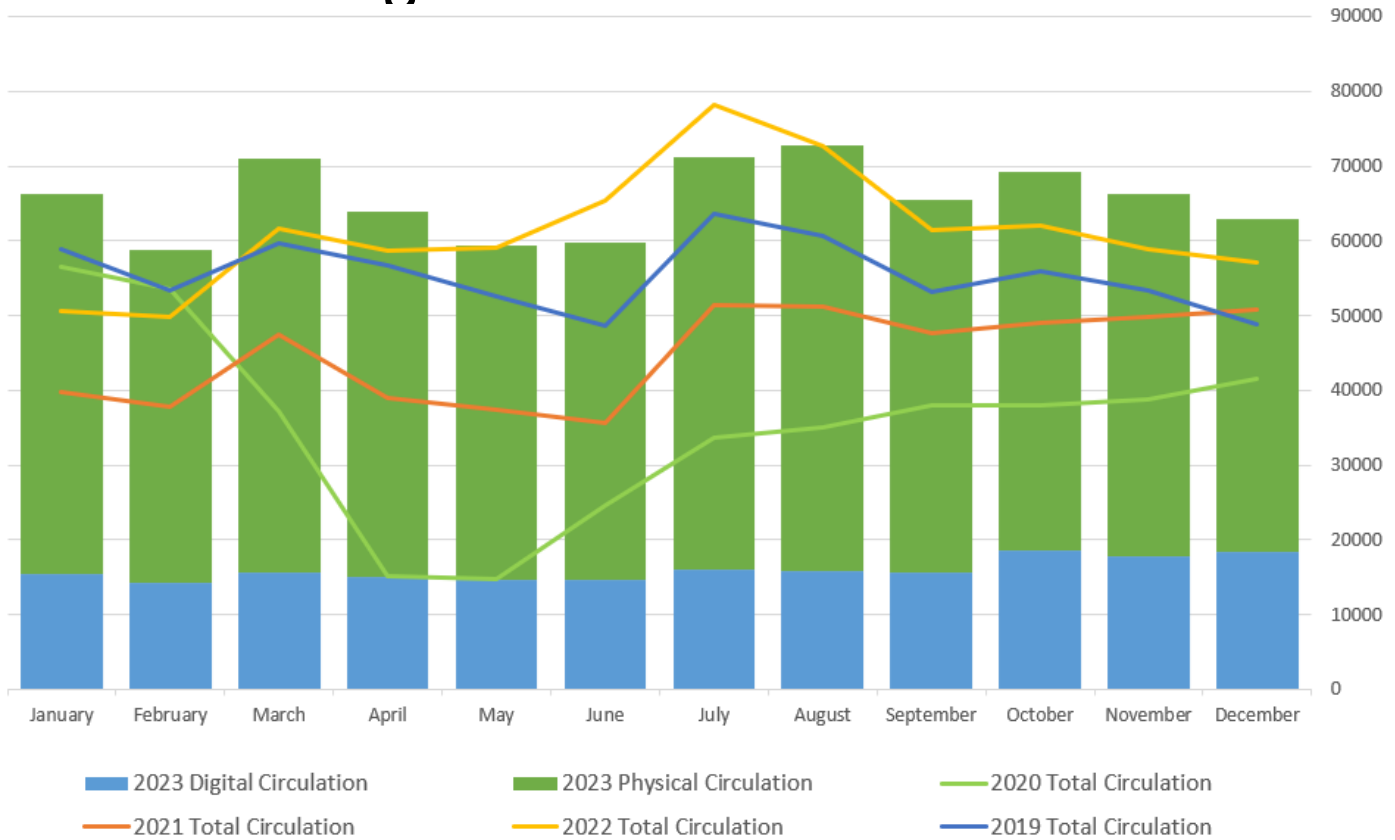




Material Usage



594,433 Physical Items have been checked out in 2023. This is a 7.5% increase from 2022.

787,045 Physical and Digital Items have been checked out in 2023. This is a 7% increase from 2022.

PCIN IntraLibrary Loan

2023	Item								Total
	Location	npat	npli	npmo	pel	sma	str	wpl	
Checkout Location	npat	4,360	36	13	147	251	545	134	5,486
	npli	188	84,429	139	1,835	2,804	6,677	1,513	97,585
	npmo	6	65	5,489	212	285	589	173	6,819
	pel	200	1,692	124	36,683	1,018	2,251	646	42,614
	sma	317	3,219	302	1,855	68,457	6,293	1,653	82,096
	str	1,037	10,600	1,113	5,836	9,003	272,019	4,607	304,215
	wpl	206	2,801	263	1,684	2,872	5,341	40,614	53,781
Total		6,314	102,842	7,443	48,252	84,690	293,715	49,340	592,596

80,545 items have been shared across PCIN in 2023. With an average item price being \$26, this means PCIN libraries turned over a value of **\$2,094,170**.

Borrowers

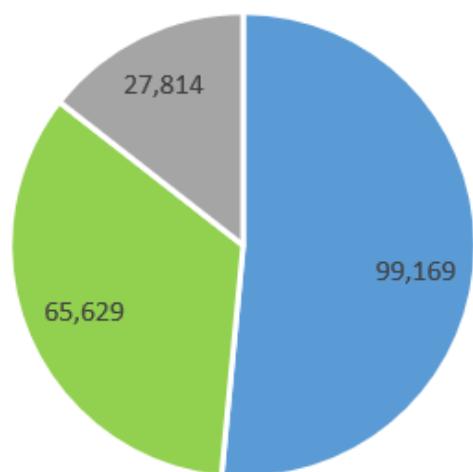
3,284 new card holders in 2023
15,330 active card holders (used in 2 years)
2,596 used their cards for digital uses only in the past month
3,650 used their card in the past month to borrow physical materials
44% of active card holders used their card in December

Physical Collection

185,675 titles owned by PCIN libraries
192,000 copies owned by PCIN libraries
10% of the collections are checked out currently
16,864 new items added to PCIN collections this year

downloadLibrary

Checkouts by format
 Total digital checkouts in 2023: **192,612**

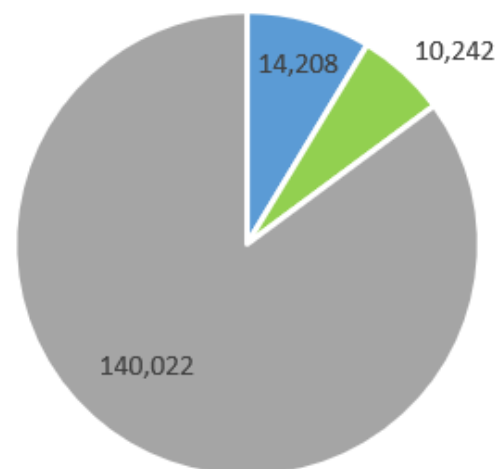


■ Ebooks ■ Audiobooks ■ Magazines

4% increase in digital circulation across PCIN compared to 2022.

Checkouts by title audience

"Title audience" is a category assigned to titles by Overdrive.



■ Junior ■ Teen ■ Adult

31,829 unique borrowers used downloadLibrary in 2023, borrowing on average, 16 items each.